

HUF150

GLASS PASSIVATED HIGH VOLTAGE ULTRAFAST RECOVERY RECTIFIER

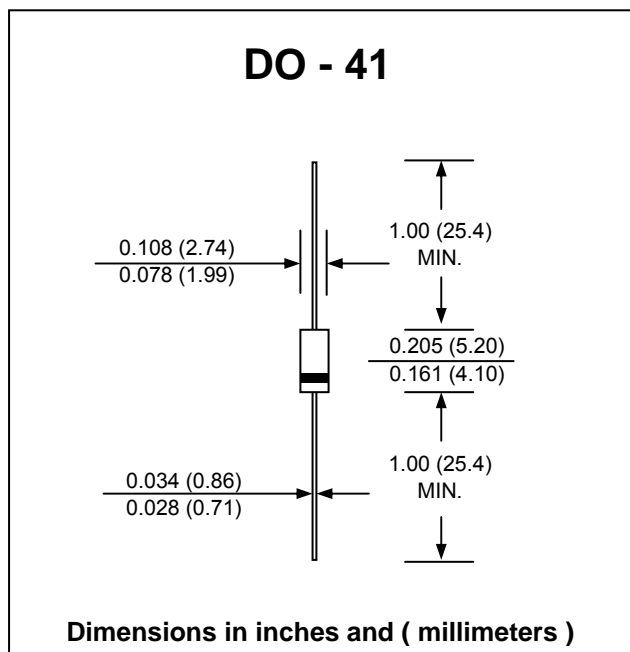
PRV : 5000 Volts
I_o : 0.5 Ampere

FEATURES :

- * Glass pasivated junction chip
- * High surge current capability
- * High voltage capability
- * High reliability
- * Low reverse current
- * **Pb / RoHS Free**

MECHANICAL DATA :

- * Case : DO-41 Molded plastic
- * Epoxy : UL94V-0 rate flame retardant
- * Lead : Axial lead solderable per MIL-STD-202, Method 208 guaranteed
- * Polarity : Color band denotes cathode end
- * Mounting position : Any
- * Weight : 0.34 gram



MAXIMUM RATINGS AND ELECTRICAL CHARACTERISTICS

Rating at 25 °C ambient temperature unless otherwise specified. Single phase, half wave, 60 Hz, resistive or inductive load.
For capacitive load, derate current by 20%.

RATING	SYMBOL	VALUE	UNIT
Maximum Repetitive Peak Reverse Voltage	V_{RRM}	5000	V
Maximum RMS Voltage	V_{RMS}	3500	V
Maximum DC Blocking Voltage	V_{DC}	5000	V
Maximum Average Forward Current at $T_a = 50\text{ }^\circ\text{C}$	$I_{F(AV)}$	500	mA
Maximum Peak Forward Surge Current , 8.3ms Single half sine wave Superimposed on rated load (JEDEC Method)	I_{FSM}	20	A
Maximum Peak Forward Voltage at $I_F = 500\text{ mA}$	V_F	12	V
Maximum DC Reverse Current at Rated DC Blocking Voltage	I_R	5.0	μA
	$I_{R(H)}$	50	μA
Maximum Reverse Recovery Time (Note 1)	T_{rr}	90	ns
Junction Temperature Range	T_J	- 40 to + 150	$^\circ\text{C}$
Storage Temperature Range	T_{STG}	- 40 to + 150	$^\circ\text{C}$

Note :

(1) Reverse Recovery Test Conditions : $I_F = 0.5\text{ A}$, $I_R = 1.0\text{ A}$, $I_{rr} = 0.25\text{ A}$.

RATING AND CHARACTERISTIC CURVES (HUF150)

FIG.1 - DERATING CURVE RECTIFIED CURRENT

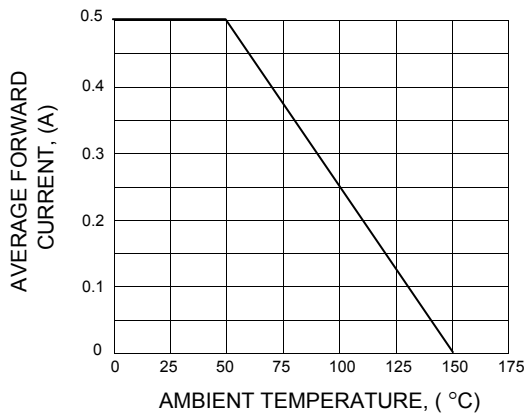


FIG.2 - MAXIMUM NON-REPETITIVE PEAK FORWARD SURGE CURRENT

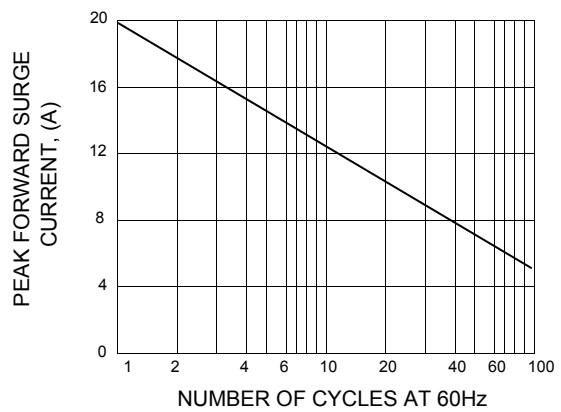


FIG.3 - TYPICAL FORWARD CHARACTERISTICS

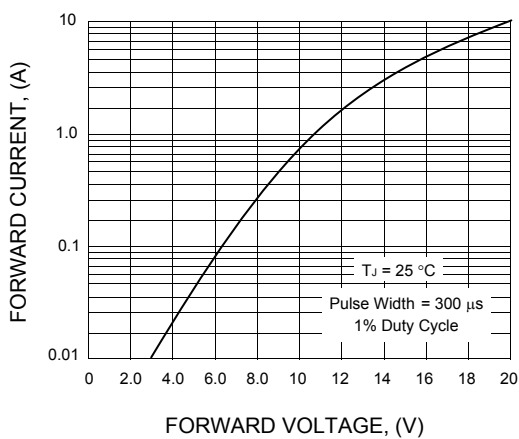


FIG.4 - TYPICAL REVERSE CHARACTERISTICS

